


Home Safe (Example)

- AMSEC Model BF-1716
- Weight 412 pounds
- Outside Dim 23”H x 22”W x 22”D
- Inside Dim 17”H x 16.5”W x 16”D
- Storage space 4,488 cubic inches
- U.L. Listed Residential Security Container burglary rating
- U.L. Listed 1-Hr. 350°F fire rating
- Anchor bolt hole to secure safe to floor
- Price ~\$1,500






Small Home Safe (Example)


- AMSEC Model B-1414
- Weight 64 pounds
- Outside Dim 14”H x 14”W x 14”D
- Inside Dim 13”H x 11”W x 11”D
- Storage Space 1,573 cubic inches
- Mounting holes to secure safe to floor
- Price ~\$300





Safe Manufacturers & Local Installers


- Manufacturers
 - American Security (<http://www.amsecusa.com>)
 - Liberty (<https://www.libertysafe.com>)
- Local safe vendors/installers
 - Armstrong Lock & Key (805-925-1050)
 - Bee Safe Lock & Key (805-929-5300)
 - Paso Robles Safe & Lock (805-238-7115)



Bulldog Key pad Gate lock (Example)

- Suitable for DIY installation
- No HOA approval required
- Battery powered
- Key pad entry with temporary codes for service and landscape maintenance personnel
- Quick exit push button gate lock release in case of fire or other emergency
- Price <\$200






Gate Latch Bolt Lock

- No permanent installation required
- No HOA approval required
- Just drop a bolt into the gate latch mechanism when you want to secure the gate
- Prevents any access from front side of gate
- Price <\$1
- Requires rear access to gate to unlock






Electrical Panel Lock (Examples)


- Model
Master Lock 630D
- Home Depot Price <\$10



- Model
Master Lock 875D
- Home Depot Price <\$25



The material in this briefing is being provided for informational purposes only.
The TSPC does not endorse or recommend any specific vendor or product included in this briefing.



Preventing Garage Door Release From Being Used By Burglars



1. Burglars have broken garage door windows and pulled track release lever to gain entry to garage
2. Remove cord currently attached to door release
3. Make alternate release tool from wooden dowel and screw-in right angle hook
4. Store release tool in garage
5. Secure release lever with plastic tie (Optional)
6. Release door drive from door by using dowel tool hook and pulling release lever down firmly

